




مصرف سورية المركزي
Central Bank of Syria



2013

2014/3/18



2013			
		2013	
	2012	%71.70	2013
		.%42.63	%29.07
%113.98	2013	(Y-o-Y)	
	2012		%77.85
			.%36.13 (Y-o-Y)
%92.13	2013		(Y-o-Y)
			.%21.85
2013		(M-o-M)	
		%5.09	%12.57
		.%17.66	2013
%113.98	2013		(Y-o-Y)
		%70.87	%155.56
%14.03		%62.56	
	%7.15		%98.22
%6.79			
%3.21		%4.40	
%1.64	%1.81	%2.02	
	.%0.21	%0.51	%1.33

%12.57 (M-o-M)

%5.09

2013

.%17.66

2013 -2012

(1)

	Qy-o- Qy	Q-o-Q	()	Y-o-Y	M-o-M	()		
37.45%	22.54%	15.04%	180.46	15.67%	4.43%	172.37	1	2012
				21.34%	3.58%	178.53	2	
				30.77%	6.70%	190.49	3	
	33.35%	6.76%	192.66	31.45%	0.58%	191.59	4	
				32.51%	-0.60%	190.43	5	
				36.10%	2.90%	195.96	6	
	41.29%	7.65%	207.40	36.13%	1.07%	198.06	7	
				39.49%	2.93%	203.86	8	
				48.10%	8.06%	220.28	9	
	51.63%	14.69%	237.86	49.87%	2.65%	226.12	10	
				49.51%	2.26%	231.24	11	
				55.23%	10.81%	256.22	12	
71.70%	53.81%	16.70%	277.58	52.40%	2.53%	262.70	1	2013
				51.50%	2.96%	270.48	2	
				57.25%	10.75%	299.55	3	
	73.97%	20.75%	335.16	61.29%	3.16%	309.01	4	
				68.03%	3.55%	319.98	5	
				92.13%	17.66%	376.50	6	
				113.98%	12.57%	423.80	7	

:(M-o-M)

-

:(Q-o-Q)

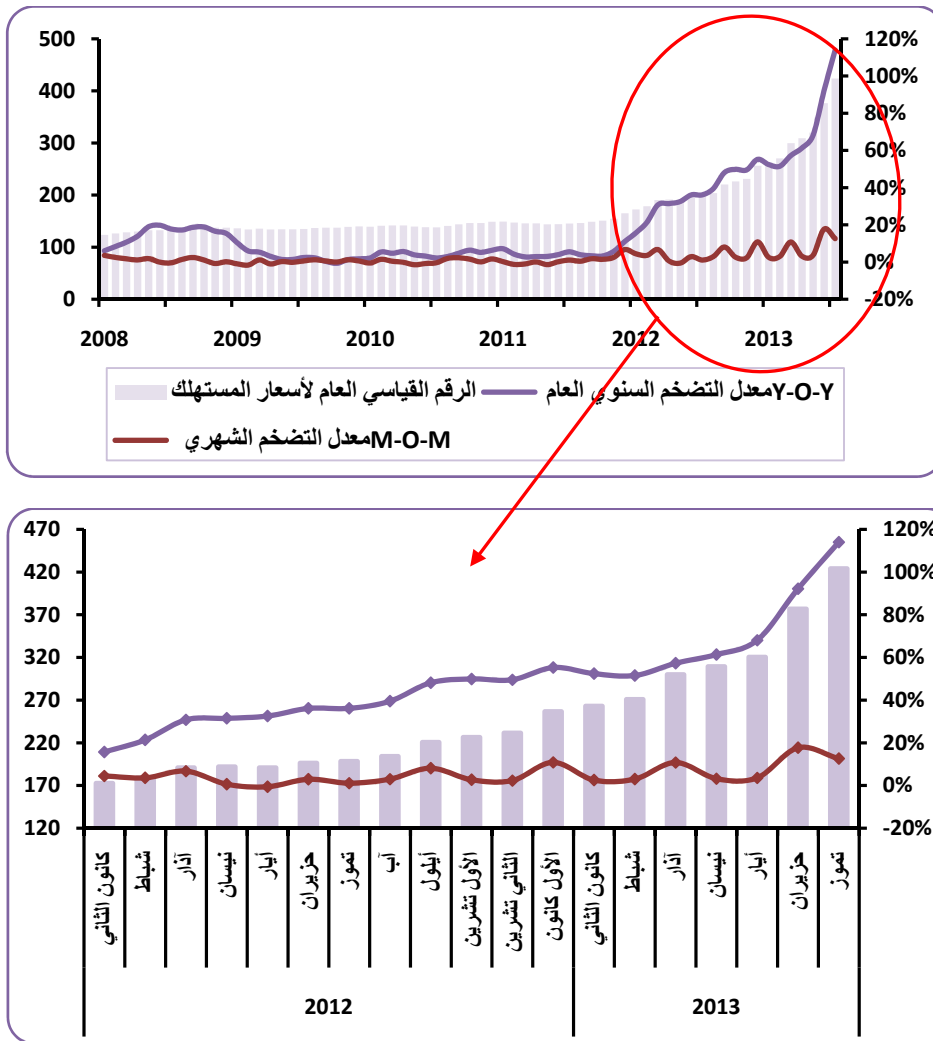
-

:(Qy -o- Qy)

-

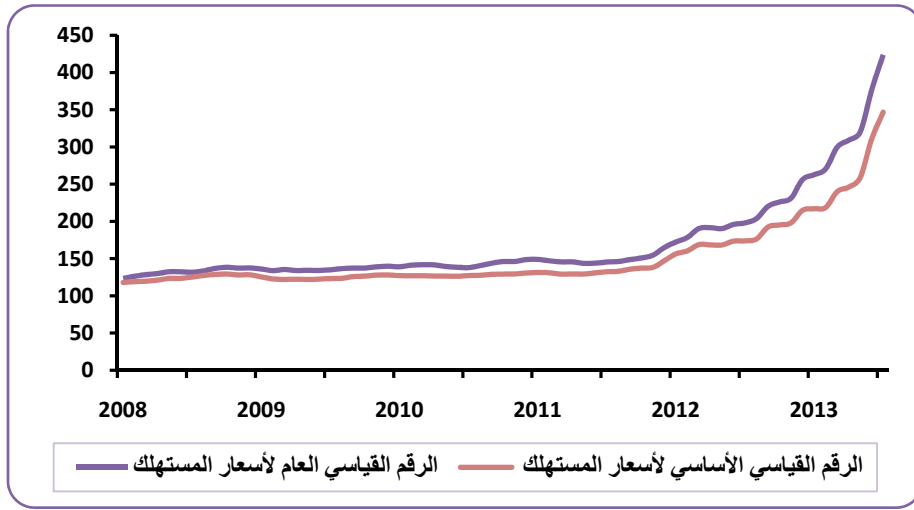
:

(2)

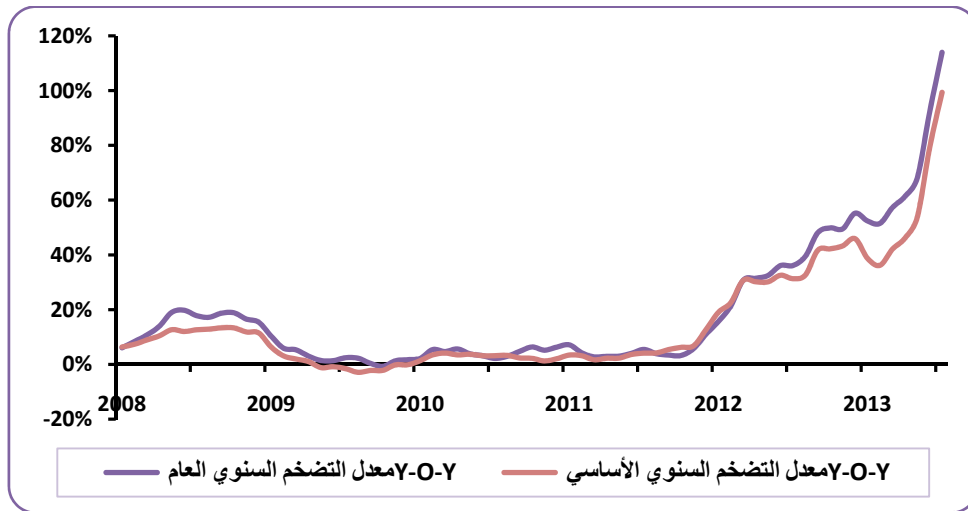


		(Core Inflation) ¹	
		-2	
%99.35	2013	(Y-o-Y)	
.%31.28		2012	%68.07
2013		.%20.27	%79.08

2013 -2008 (3)



2013 -2008 (4)



(Y-o-Y)

(Y-o-Y)

(%14.63)

2013

35

2013/6/20

941

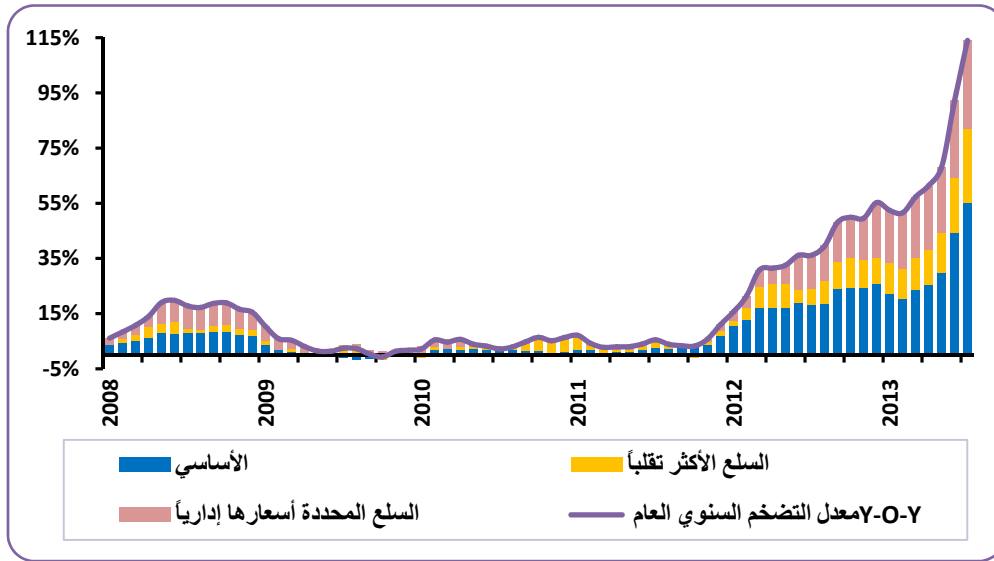
60

2008

.2013

2013 -2008

(5)



-3

:2013

.1.3

2013
%155.56
%24.76 550.80
(%15.41 :2012) %70.87
.2013

.2.3

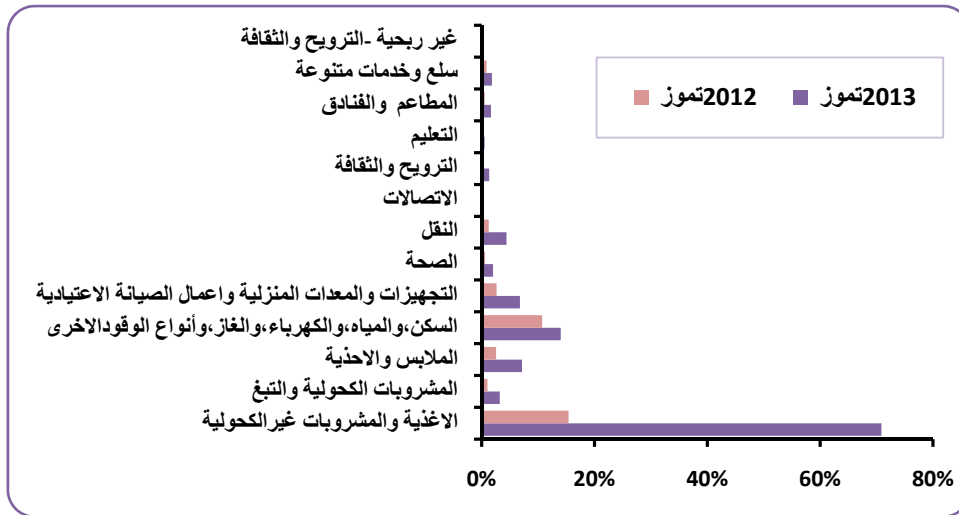
2013
:2012) %3.21 %140.29
.2013 %14.45 507.00 (%1.02

.3.3

2013
(%2.55 :2012) %7.15 %98.22
.337.40

.6.3

2013
 (2012 : %0.61) %2.02 %43.70
 .211.20
 (2012 2013) (8)



.7.3

2013
 (2012 : %1.25) %4.40 %116.94
 .507.10

.8.3

2013
 (2012 : %0.07) %0.21 %16.28
 .108.10

.9.3

2013
 (2012 : %0.25) %1.33 %122.19
 .275.40

2012

2013

(2)

2013				2012			2013	2012
(M-o-M)	(Y-o-Y)	(M-o-M)	(Y-o-Y)	(M-o-M)	(Y-o-Y)	(%)		
24.76%	70.87%	155.56%	550.80	15.41%	33.06%	215.53	41.9	
14.45%	3.21%	140.29%	507.00	1.02%	48.43%	211.00	2.2	
0.00%	7.15%	98.22%	337.40	2.55%	34.65%	170.22	8.5	
0.00%	14.03%	62.56%	327.10	10.72%	54.19%	201.22	22.1	
0.00%	6.79%	106.61%	425.30	2.64%	43.66%	205.84	6.1	
0.00%	2.02%	43.70%	211.20	0.61%	10.64%	146.97	6.2	
0.00%	4.40%	116.94%	507.10	1.25%	32.47%	233.75	3.2	
0.00%	0.21%	16.28%	108.10	0.07%	4.53%	92.97	2.7	
0.00%	1.33%	122.19%	275.40	0.25%	20.21%	123.95	1.7	
0.00%	0.51%	47.32%	323.90	0.22%	18.08%	219.86	1.0	
0.00%	1.64%	83.46%	405.60	0.53%	24.65%	221.08	1.8	
2.19%	1.81%	79.16%	298.40	0.85%	37.89%	166.56	2.7	
0.00%	0.00%	29.42%	304.00	0.00%	0.00%	234.90	0.0 ()	
12.56%	113.98%	113.98%	423.80	36.13%	36.13%	198.06	100.0 ()	

(2013)

2013

:(M-o-M)

-
-

...

.10.3

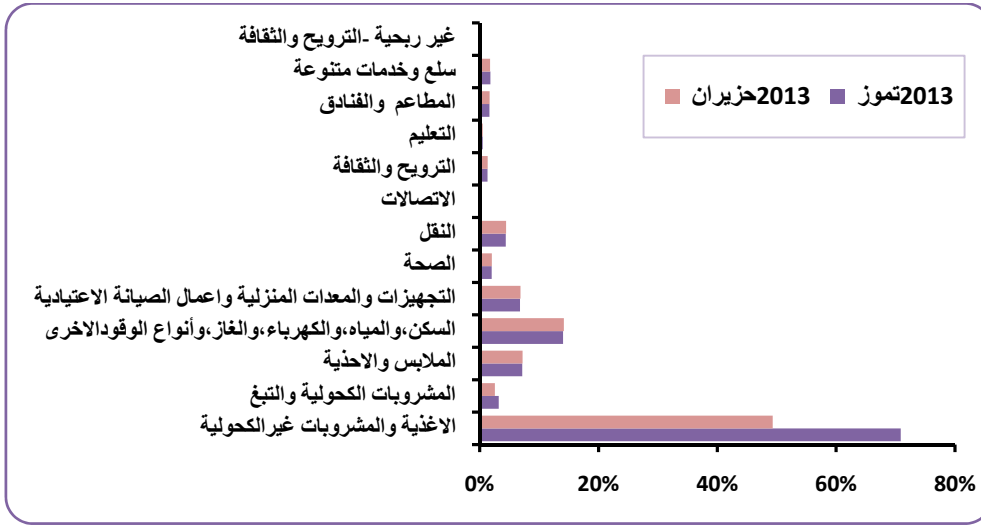
2013

(%0.22 :2012) %0.51

%47.32

.323.90

(2013 2013) (9)



.11.3

2013

(%0.53 :2012) %1.64 %83.46
 .405.60

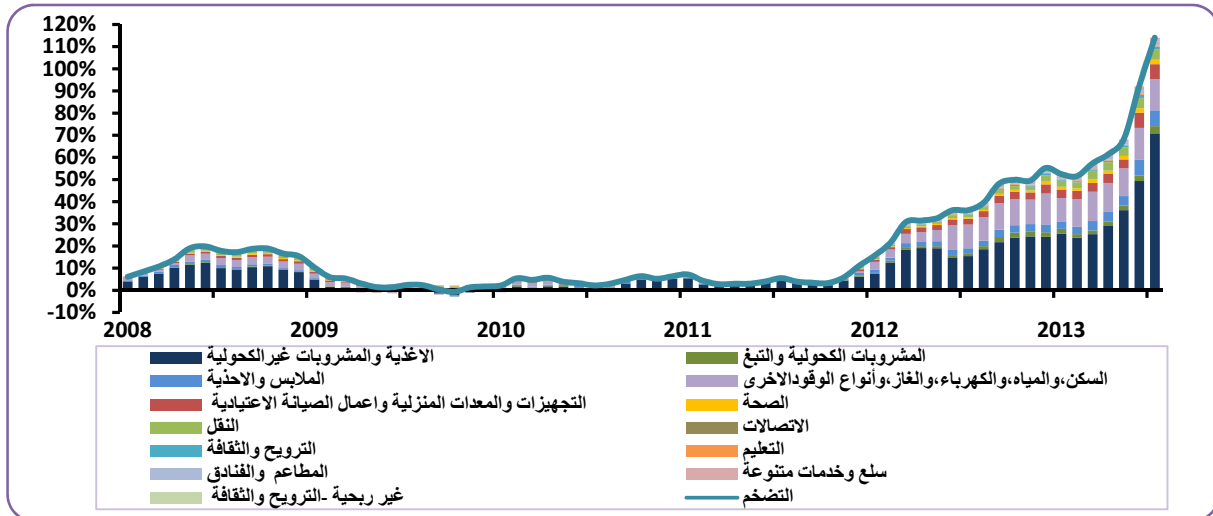
.12.3

2013

:2012) %1.81 %79.16
 .2013 %2.19 298.40 (%0.85

(CPI)

(10)



- .13.3

%29.42

2013

.304.00

: (Y-o-Y) -4

2013

2012

%134.28

%131.59

%20.30

%125.34

%15.72

%99.56

%98.26

%14.42

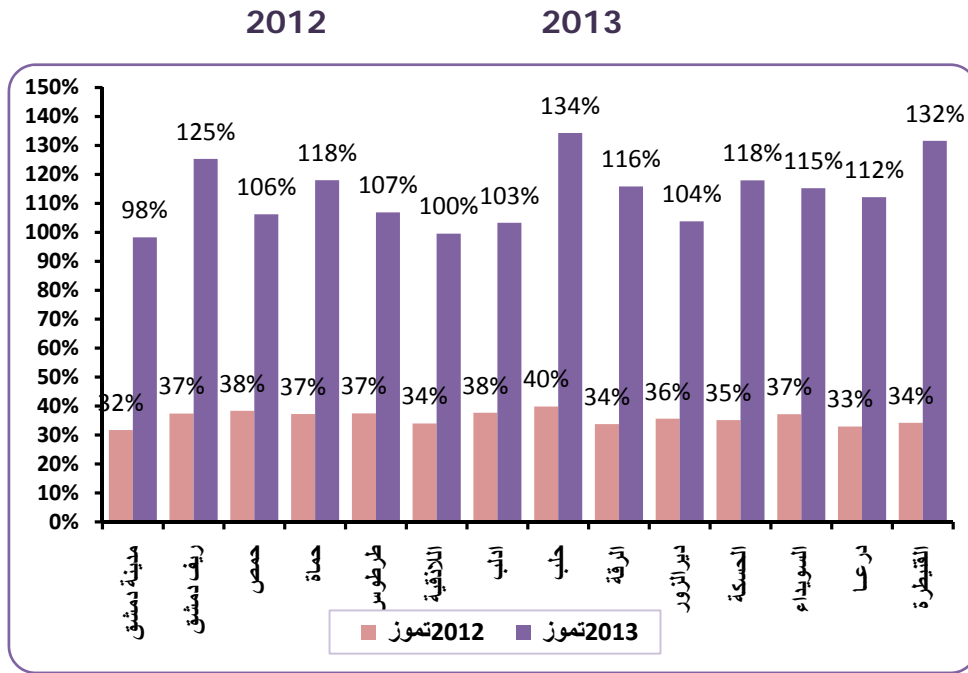
(3)

2012

2013

2013		2012		
(Y-o-Y)		(Y-o-Y)		
98.26%	31.74%	368.73	185.99	
125.34%	37.44%	417.45	185.26	
106.21%	38.35%	406.27	197.02	
117.98%	37.23%	439.23	201.50	
106.91%	37.49%	416.64	201.36	
99.56%	33.99%	386.44	193.64	
103.27%	37.70%	404.74	199.11	
134.28%	39.83%	508.45	217.02	
115.82%	33.75%	438.62	203.23	
103.82%	35.63%	423.89	207.97	
117.94%	35.17%	441.79	202.72	
115.26%	37.20%	439.16	204.01	
112.17%	32.95%	434.51	204.80	
131.59%	34.22%	473.33	204.38	
113.98%	36.13%	423.80	198.06	

(11)



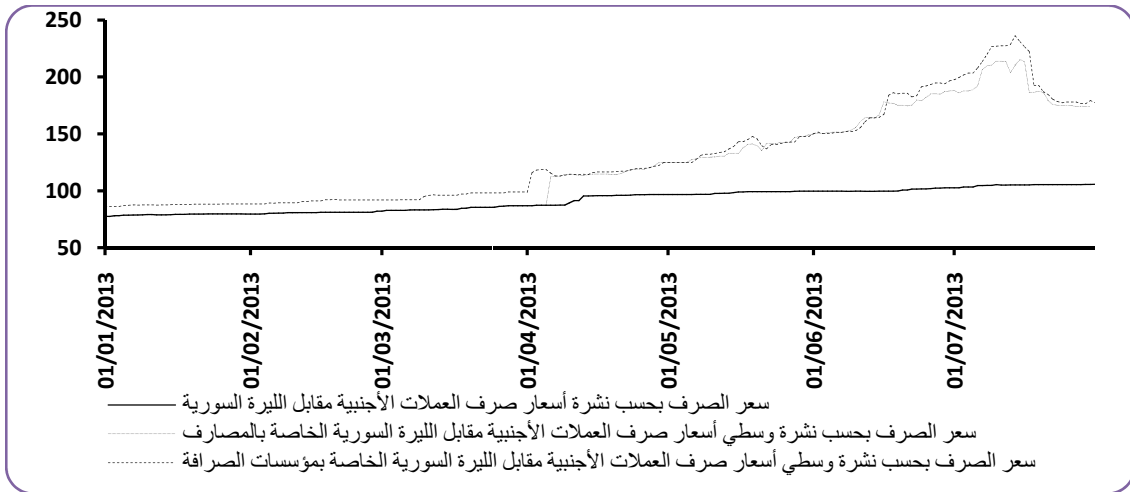
: -5

: 1-5

: 1-1-5

2013

(12)



2-5

1-2-5

5.47

105.21

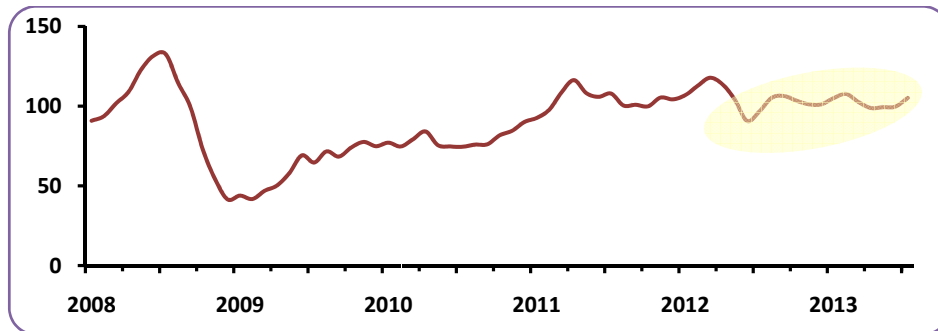
2013

99.74

2013

()

(13)



2-2-5

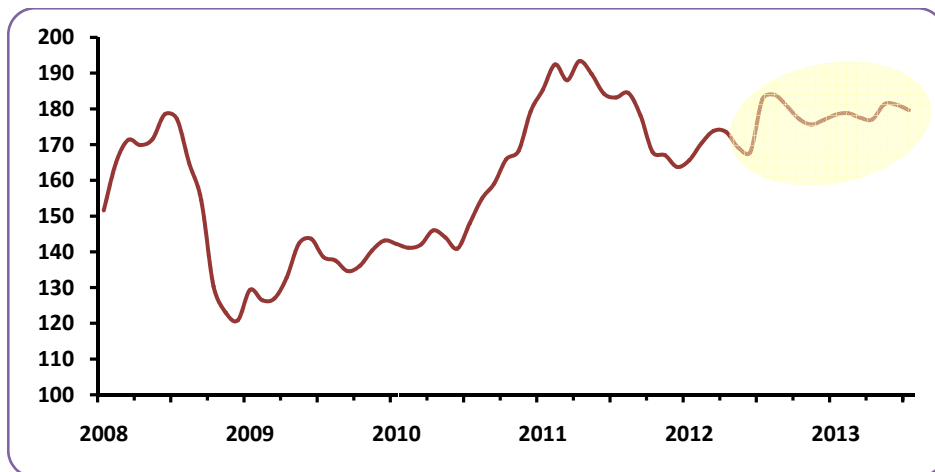
179.66 2013

181.14 2013

(1.48)

.(FAO)

(14)



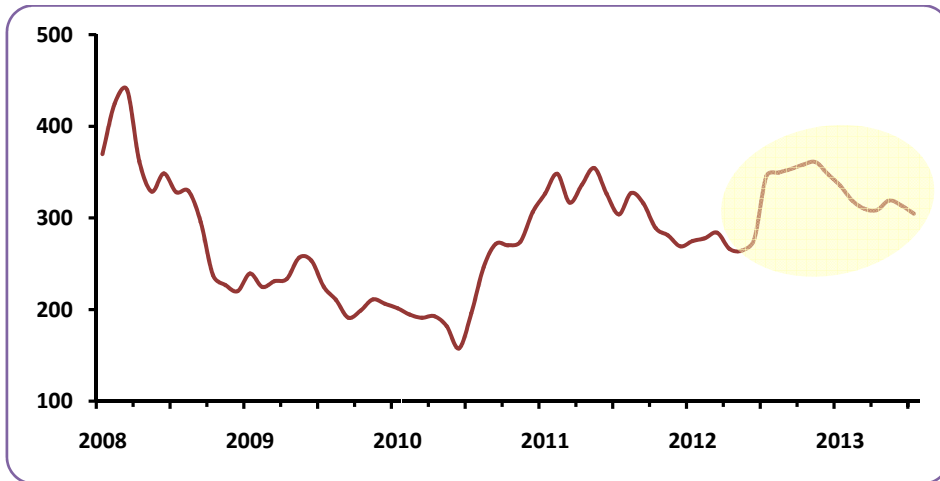
2013

304.68

313.52 2013

(8.84)

() (15)



3-2-5

3.00

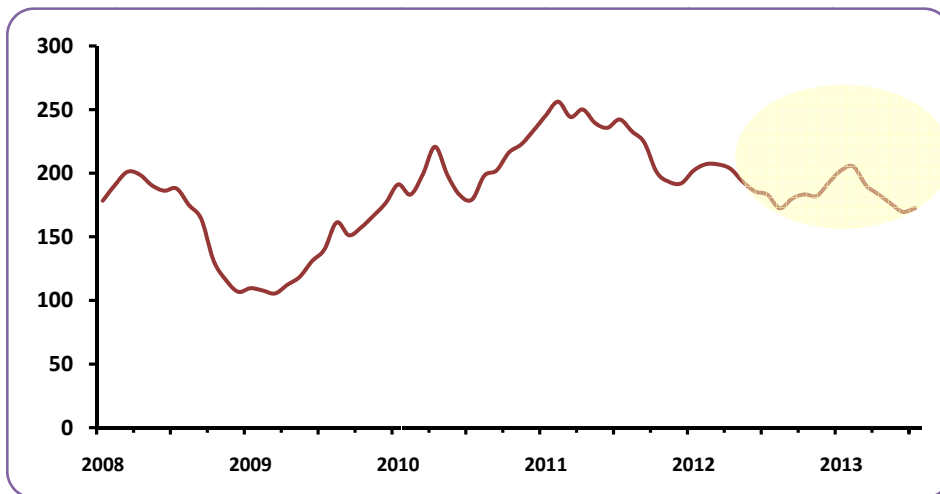
172.66

2013

169.66

2013

(16)



:

(CPI)

()

:

:

-

:(Y-O-Y)

-

:(M-O-M)

-

(CPI)

.2005

(Year-On-Year Inflation Rate)

.M/M12

(Y-O-Y)

(Core Inflation) :

.(Core Inflation)

()
()
%18.16
%18.72
%63.12